

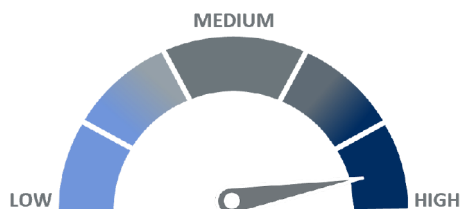
General Fund Information

Fund Structure	CIS
Region	Mauritius
Currency	USD
Asset Class	Equity
Portfolio Manager	Peter Jarvis
Headline Fee	0.90%
TER (includes Headline Fee)	0.01%
Initial Fee	-
Distribution Frequency	Semi-annually
Launch Date	August 30, 2018
Financial Year End	December
Minimum Lump Sum Investment	100000
Risk Rating	High
Net Asset Value (NAV)	1.48
Assets Under Management (AUM)	27,230,196.00

Fund Objective

The Global Equity Multi-Strategy Fund seeks to achieve long-term capital appreciation by investing principally in a portfolio of global equity ETF strategies. These will typically hold a portfolio of equity securities of corporate issuers listed, domiciled or conducting a significant part of their business in developed and emerging market countries. Securities held will either be passive or smart-beta ETFs.

Risk Rating



Gross Performance (%)

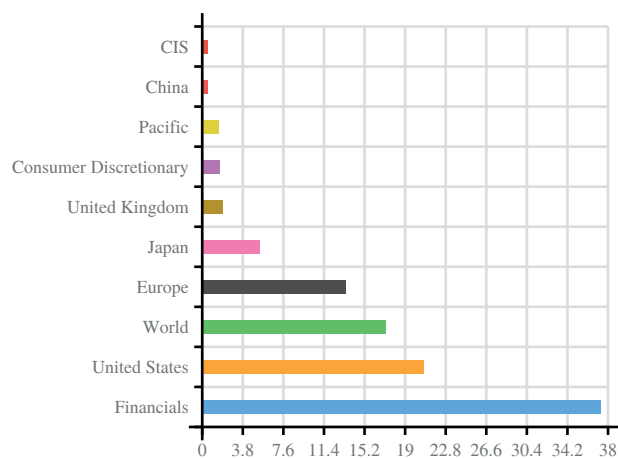
	1 Month	3 Months	6 Months	1 Year	2 Years*	3 Years*	5 Years*
Fund	3.29	9.38	21.54	24.65	7.98	5.78	9.61
Benchmark**	3.21	8.88	21.31	25.11	7.85	7.74	11.44
Value Add	0.08	0.50	0.23	-0.46	0.13	-1.96	-1.83

*Annualised **MSCI World TR

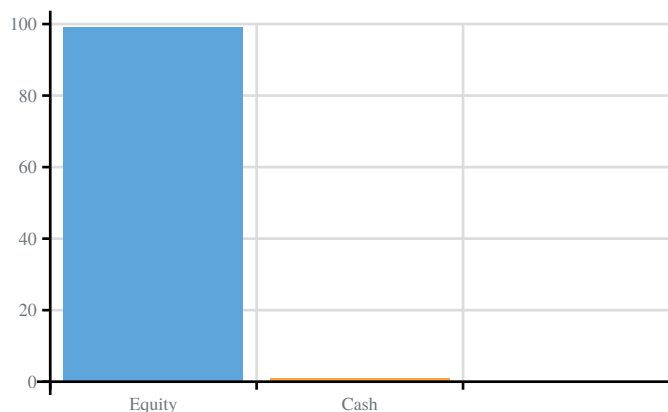
Issuer Exposure (%)

BlackRock	57.4
Charles Schwab	36.8
Vanguard	1.9
Global X	1.6
JPMorgan	1.4
Standard Chartered Mauritius	0.5
Manhattan Dollar Yield Fund	0.5

Sector Allocations (%)



Asset Class Breakdown (%)



Region Breakdown (%)

Zero length axis (min >= max)

Portfolio Manager Commentary

Global equity markets gained further ground during March with the MSCI World TR adding 3.21% in USD, leading to a year-to-date return of 8.88% in USD. Investor sentiment remains buoyed by the continued growth potential of big tech's artificial intelligence (AI) and the hope for a soft landing, or even no landing at all, for the US economy. However, a cause for concern lurks beneath the surface – the extreme concentration of the US equity market. The top 10% of stocks now account for a staggering 74% of total market capitalization, a level nearing historical highs. This concentration raises a crucial question: how will it play out in the face of future market movements? History offers mixed signals. Bear markets, such as those following the Nifty Fifty and TMT bubbles, witnessed a decline in market concentration as overvalued stocks faltered. But there are also counter-examples. The post-depression era, 1957, and the period following the 2008 financial crisis all saw rising concentration alongside bull markets. This suggests that economic factors, more than concentration itself, might be the driving force behind market direction.

On the economic front, the March US manufacturing ISM (Institute for Supply Management) index climbed to 50.3, exceeding expectations of 48.5 and marking the first time it has surpassed 50 since September 2022. This indicates that the drag from higher interest rates might be waning and financial conditions are easing. However, with supply chain disruptions largely resolved, the favourable balance between economic growth and inflation witnessed in the latter half of 2023 is unlikely to persist. Inflation, particularly in the US, could prove to be more persistent than anticipated. While we still expect central banks to cut rates from mid-2024, their actions will likely be more measured. China's economic outlook presents a contrasting picture. The initial months of 2024 saw a decent start for its broader economy, fuelled by a rebound in global manufacturing. However, the housing market remains a point of concern. New home sales in the first two months plunged 25% year-on-year, and early indicators suggest March may have been even worse. If a turnaround isn't achieved soon, more property developers could face financial distress. This scenario is particularly worrisome considering the lack of major stimulus plans announced at the National People's Congress last month.

Geopolitics also injects an element of risk. A potential war between Israel and Iran poses a significant threat to oil markets, potentially triggering a price surge. This scenario could reignite inflationary pressures reminiscent of the 1970s and completely derail any possibility of interest rate cuts by the Federal Reserve this year.

As we move forward, the immediate focus will be on whether equity markets can maintain their current momentum. Navigating the current market landscape requires a nuanced approach. While AI and a potential economic soft landing offer reasons for optimism, the extreme market concentration and potential geopolitical disruptions necessitate caution. The upcoming earnings season and the Fed's monetary policy decisions will be crucial factors to watch in the coming months.

Disclaimer

Unit trusts are generally medium to long term investments. The value of units, and any income derived therefrom may go down as well as up and past performance is no indication of future growth. In certain circumstances the Manager may be required to suspend the redemption of units. All information and opinions provided are of a general nature and are not intended to address the circumstances of any particular individual or entity. We are not acting and do not purport to act in any way as an advisor or in a fiduciary capacity. No one should act upon such information or opinion without appropriate professional advice after a thorough examination of a particular situation. We endeavour to provide accurate and timely information but we make no representation or warranty, express or implied, with respect to the correctness, completeness of the information and opinions. We do not undertake to update, modify or amend the information on an accuracy or frequent basis or to advise any person if such information subsequently becomes inaccurate. Any representation or opinion is provided for information purposes only.